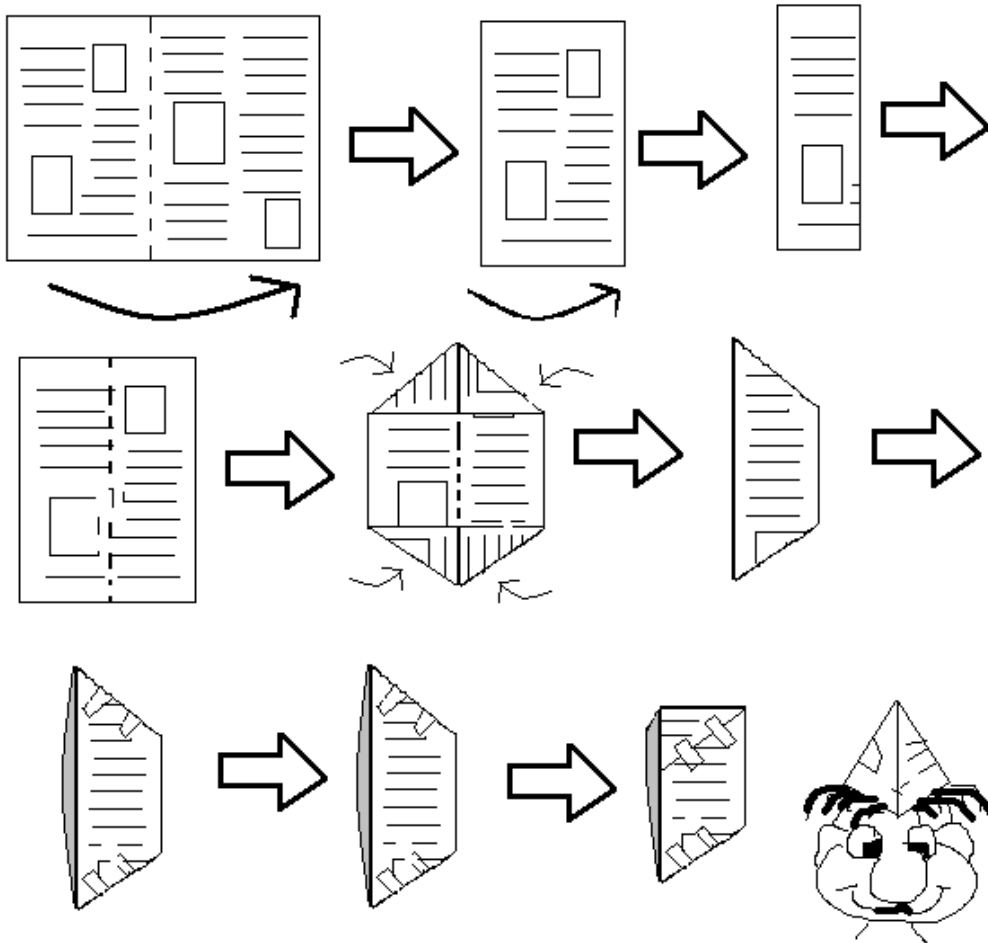


# HATS

## ART

### NEWSPAPER HATS

Wear frontward for adventurer, backward for Fire hat



## NEWSPAPER HATS #2




Figure 1

Fold newspaper to a one-page size, (Fig. 1) Position the newspaper so that the open end is at the bottom.

Fold both upper corners over so that they meet in the center of the page, and fold up the top page so that it meets the two upper folds. (Fig. 2) Crease all the folds well.

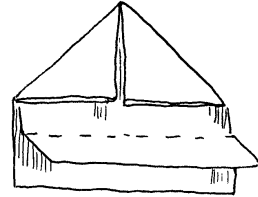


Figure 2

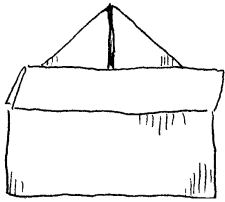


Figure 3

Fold the top sheet over again so that it covers the bottom of the upper folds, and crease (Fig. 3)

Turn paper over. Fold one side in the middle (Fig. 4) then fold the other side in (at this step you can alter the size. To make a larger fitting hat, fold the two ends in -- but not all the way -- to the center.

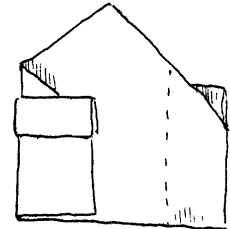


Figure 4

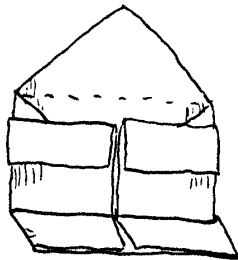


Figure 5

Fold the bottom sheet up to meet the top folds as you did on the other side and crease (fig. 5)

Slightly unfold the bottom sheet and tuck it into the "hat band," (Bottom of Fig. 6) (Be careful not to tear newspaper)



Figure 6




Figure 7

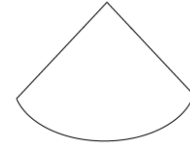
Hat is almost complete. If you open the hat to wear now, it will have a pointed cone on top. You can fold down the point and also tuck it into the hatband (Fig 6) to make a cap (Fig. 7) or fold one or both corner points down into the hatband to make other style hats.

## CONE HAT



Material: 12 x 18 piece of construction paper  
scissors, glue, crayons

1. Use the 12" side as the height and the 18" to go around the head. 2. To make the cone shape, draw a wide triangle, then change the bottom from a straight line to a curved shape.
3. Decorate the party hats.

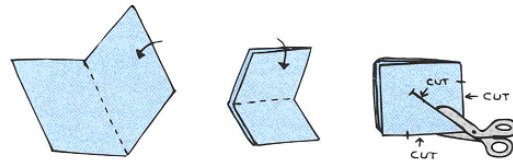


1. Put a line of white glue down one side of the triangle. Then roll it into a cone shape. Use a paper clip on the top and bottom to hold it together until the glue dries

## JESTER HAT



1. Fold and cut a 9 by 12 inch sheet of construction paper to make a jester's hat.
2. Decorate with crayons and markers.
3. Stick a circle dot on each point.



## OTHER FUN STUFF

## TOSS THE HAT

Take turns tossing hats at a coat stand. Try to get them on the hooks.

## PASS THE HAT

At each table in your art area, set out one sturdy paper plate, glue, and several small bowls filled with glitter, ribbons, fabric, buttons, etc.. Invite a few children to sit around the table and put a decoration on the hat. When that child is done, pass it to the next child for another decoration. Keep passing the hat until everyone has had a turn. Add string to make tie for hat.

## SONGS

### HATS, HATS, HATS (to tune of "Three Blind Mice")

Hats, hats, hats;

Hats, hats, hats.

I love hats,

I love hats.

Hats to wear for work or play,

Hats for night and hats for day,

Hats from here and far away.

I love hats

## **THAT SPELLS HATS** (to tune of "Frere Jacques")

H-A-T-S

H-A-T-S

That spells hats

That spells hats

Everybody wears them

Everybody wears them

When they're cold

When they're cold

Have the children supply other reasons to wear hats and sing about them. Ex. to protect their heads, to shade their eyes, to keep them warm, when they dress up (Have real hats available to match to the verses you sing about.)

## **MY SILLY HAT** (to tune of "This Old Man")

On my head, is my hat

It is such a silly hat

Watch my head as it wiggles to and fro

Where else can my silly hat go?

[Repeat using foot, elbow and knee.]

## **SNACK**

### **CAT IN THE HAT SNACK**



Ingredients:

1 Ritz cracker

3 Red Lifesavers (gummy ones work best)

small amount of white frosting

Students assemble their edible cat's hats by placing the Ritz cracker on the bottom, spreading the white frosting, placing one red lifesaver, spreading more frosting, etc. (alternating the frosting and lifesavers). Kids end up with a miniature Cat in the Hat hat!

## FINGERPLAYS

### I LIKE YOUR HAT

Little old lady I like your hat (touch head)  
Where did you pick up a beauty like that? (point to someone's head)  
"I bought it," she said, "at a neighborhood sale. (cup one hand)  
For 25 cents and a 10 penny nail!" (take something out of cupped hand)

### MY HAT

My hat it has three corners (join thumbs and index fingers and place on top of head.)  
Three corners has my hat. (raise 3 fingers)  
If it did not have three corners, (raise 3 fingers and shake head)  
It would not be my hat. (form triangle on head)

### FEATHER IN MY HAT

If I'd put a feather in my hat, (hold index finger up alongside of head)  
I'd look like Yankee Doodle.  
Now what do you think of that!

### HATS

A cowboy wears a cowboy hat (Hands encircle head)  
As he gallops on his horse, (Galloping motion)  
A firefighter's hat keeps her safe (Hands encircle head)  
As fires run their course. (Spraying motion as with hose)  
A clown wears a pointy hat (Hands form point on head)  
And a smile upon his face. (Smile broadly)  
And astronauts wear helmets (Encircle face with hands)  
When blasting into space. (Palms together, shoot hands up to sky)

# THE THREE-CORNERED HAT

Poem / Hand Motions / Hat Pattern

## You need:

- hat pattern
- scissors
- oaktag
- 9" x 12" black construction paper (or red, white, and blue)
- paper towels
- stapler



- Steps:**
1. Reproduce the hat pattern on this page and cut out. Trace onto oaktag several times and cut out. Have each child trace the hat pattern three times onto the construction paper.
  2. Have children cut out the hat shapes.
  3. Place one hat piece directly on top of one other. Staple the pieces together about 1" in from one end. Open the two hat pieces from the other end. This forms one corner of the hat. Then staple the ends of the third hat piece to the two remaining loose ends in the same way; this will make a three-cornered hat.
  4. Fold a paper towel over and over lengthwise to make a long, narrow tail about 1" wide.
  5. Staple one end of the tail to the middle of one side of the hats.
  6. With scissors, shred about 2" of the loose end of the folded towel to look like George Washington's ponytail.

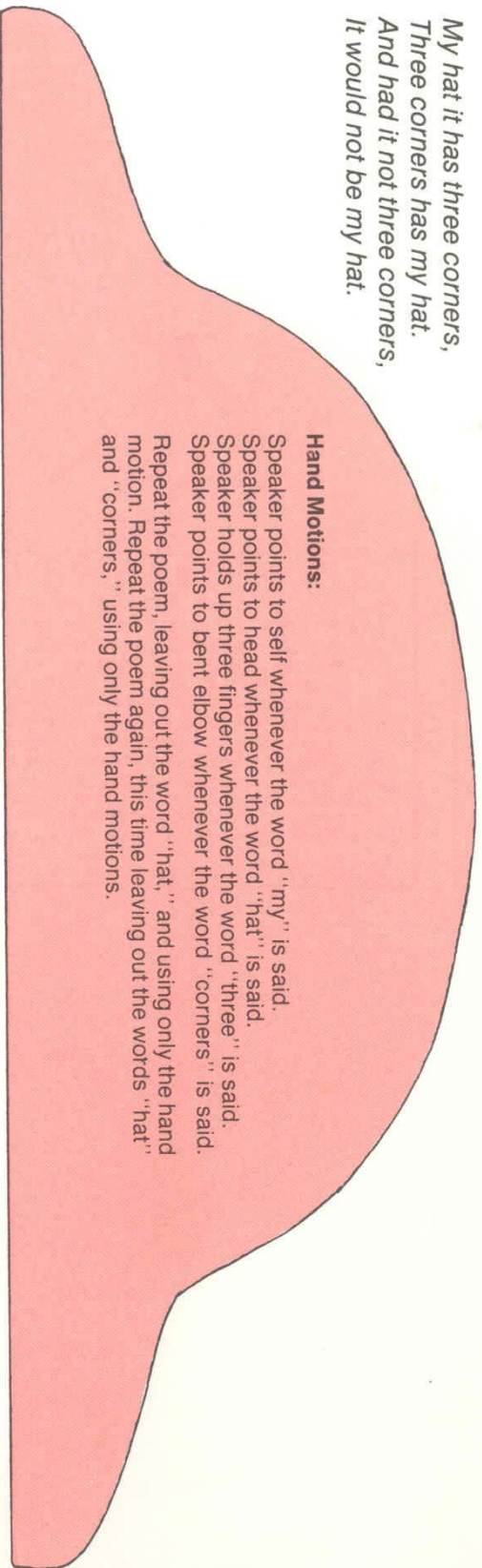


Teach the poem and the hand motions to your class.

*My hat it has three corners,  
Three corners has my hat.  
And had it not three corners,  
It would not be my hat.*


## Hand Motions:

Speaker points to self whenever the word "my" is said.  
Speaker points to head whenever the word "hat" is said.  
Speaker holds up three fingers whenever the word "three" is said.  
Speaker points to bent elbow whenever the word "corners" is said.  
Repeat the poem, leaving out the word "hat," and using only the hand motion. Repeat the poem again, this time leaving out the words "hat" and "corners," using only the hand motions.



## PAPER PLATE HATS (fancy hats)

Make hats from paper plates. Decorate with silk flowers or cut and color paper flowers. Let children decorate with other items they like.



## HAT BOOKS

J 338.7 CAR	Carlson	Boss Of The Plains
J 391 MIL	Miller	Whose Hat?
J 398.2 DIA	Diakite	Hatseller And The Monkeys
J 92 LINCOLN	Brenner	Abe Lincoln's Hat
E AGEE	Agee	Milo's Hat Trick
E ANTONY	Antony	Queen's Hat
E ASCH	Asch	Happy Birthday, Moon
E BEAUMONT	Beaumont	Hats Off To You
E BERENSTAIN	Berenstain	Old Hat, New Hat
E BERLIN	Berlin	Easter Parade
E BIJSTERBOSCH	Bijsterbosch	Whose Hat Is That?
E BRETT	Brett	Hat
E BROWN	Brown	Scarecrow's Hat
E BRUMBEAU	Brumbeau	Miss Hunnicutt's Hat
E BUTLER	Butler	One Noisy Night
E CHACONAS	Chaconas	Virginnie's Hat
E COMSTOCK	Comstock	Charlie Piechart And The Case Of The Missing Hat
E DODD	Dodd	Hetty's 100 Hats
E DUNREA	Dunrea	Peedie
E ENGELBREIT	Engelbreit	Queen Of Easter
E FAGAN	Fagan	Mr. Zinger's Hat
E FAILING	Failing	Lasso Lou And Cowboy McCoy
E FLANAGAN	Flanagan	Hats Can Help
E FLORIAN	Florian	I Love My Hat
E FOX	Fox	Magic Hat
E FREEMAN	Freeman	Olive And The Embarrassing Gift
E GENECHTEN	Genechten	Little Snowman Stan – Can't We Share
E HARLEY	Harley	Lost And Found
E HINES	Hines	Which Hat Is That?
E HOL	Hol	Lisa And The Snowman
E HOLM	Holm	Zoe's Hats
E HOPPE	Hoppe	Hat
E HOROWITZ	Horowitz	Buy My Hats!
E IMAI	Imai	Mr. Brown's Fantastic Hat
E JI	Ji	No! That's Wrong!
E JOHNSON	Johnson	Magritte's Marvelous Hat
E JUDGE	Judge	Red Hat
E KARON	Karon	Miss Fannie's Hat
E KASZA	Kasza	Finders Keepers
E KEATS	Keats, E.	Jennie's Hat
E KELLER	Keller	What A Hat



E KIMMEL	Kimmel	Stormy's Hat – Just Right For A Railroad Man
E KLASSEN	Klassen	I Want My Hat Back
E KLASSEN	Klassen	This Is Not My Hat
E KLASSEN	Klassen	We Found A Hat
E KLISE	Klise	Shall I Knit You A Hat?
E KNUDSEN	Knudsen	Cat Hat
E KUSKIN	Kuskin	Boy Had A Mother Who Bought Him A Hat
E LANGDO	Langdo	Tornado Slim And The Magic Cowboy Hat
E LEWIN	Lewin	What's The Matter, Habibi?
E LEXAU	Lexau	Who Took The Farmer's Hat
E LICHTENHELD	Lichtenheld	Bridget's Beret
E LOW	Low	Aunt Lucy Went To Buy A Hat
E MELLING	Melling	Don't Worry, Douglas!
E MEISEL	Meisel	Zara's Hats
E MILCH	Milch	Miz Fannie Mae's Fine New Easter Hat
E NUMEROFF	Numeroff	Sherman Crunchley
E OXENBURY	Oxenbury	Tom And Pippo On The Beach
E PRAHIN	Prahin	Brimsby's Hats
E REED	Reed	Thelonius Turkey Lives! (On Felicia Ferguson's Farm)
E REY	Rey	Curious George – Haunted Halloween
E RUMFORD	Rumford	Don't Touch My Hat!
E SCARRY	Scarry	Richard Scarry's Be Careful, Mr. Frumble!
E SEUSS	Seuss	500 Hats Of Bartholomew Cubbins
E SEUSS	Seuss	Cat In The Hat
E SEUSS	Seuss	Cat In The Hat Comes Back
E SLINGSBY	Slingsby	Hetty's 100 Hats
E SLOBDKINA	Slobodkina	Caps For Sale
E SLOBDKINA	Slobodkina	Circus Caps For Sale
E SLOBDKINA	Slobodkina	More Caps For Sale
E SPINELLI	Spinelli	Do You Have A Hat?
E STEPHENS	Stephens	How To Hide A Lion
E STOEK	Stoek	Hat For Minerva Louise
E TEAGUE	Teague	Red Hat
E TURNERDENSTEADT	Turner	Hat That Wore Clara B.
E VALCKX	Valckx	Lizette's Green Sock
E VENN	Venn	That Is Not My Hat!
E WARD	Ward	Sunhat
E WARNES	Warnes	Warning! Do Not Touch!
E WILLARD	Willard	Mouse, The Cat And Grandmother's Hat
E WINTHROP	Winthrop	Halloween Hats

E WON

Won

Hooray For Hat!

## SOUND RECORDINGS

J SEUSS            Cat In The Hat And Other Dr. Seuss Favorites

### DVD's

J 791.43 BAB      Baby's First-Word Stories (Hats For Everyone)

J 791.43 CAT      Cat In The Hat Knows A Lot About That (series)

J 791.43 CUR      Curious George Saves The Day – Clean, Perfect Yellow Hat

J 791.43 DOC      Dr. Seuss' The Cat In The Hat

J 791.43 DRS      Dr. Seuss's Holidays On The Loose

J 791.43 THR      Three-Hat Day

J 791.43 WUB      Wubbulous World Of Dr. Seuss

This list was updated on October 24, 2017