

# BALLOONS

**!!!!!! WARNING....USE CAUTION WHEN USING BALLOONS WITH YOUNG CHILDREN. POPPED BALLOONS SHOULD BE DISPOSED OF IMMEDIATELY SO CHILDREN WILL NOT CHOKE ON THE PIECES! !!!!!!!**

## ART

### BALLOON PEOPLE

Blow up one round balloon for each child. Glue on eyes, hair, ears and other decorations with craft scraps. Cut feet from poster board.

### BALLOON PRINTS



Partially blow up several small balloons. Let the Children dip the balloons into tempera paints then press them onto sheets of white construction paper to create balloon prints.

### FINGERPRINT BALLOONS

Glue five bottle caps (open ends up) in a semicircle on a piece of heavy cardboard and fill each cap with a different color of tempera paint. Have each child in turn dip all five fingers of one hand into the paint in the bottle caps and then press them on a sheet of white construction paper to make prints. When the paint has dried, let the children draw lines down from their fingerprints, turning them into balloons with strings.

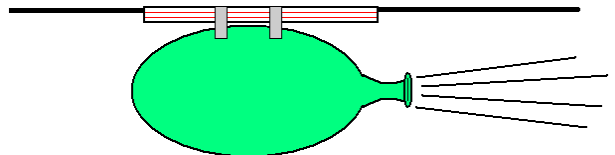
## SCIENCE

### STICKY BALLOONS

Blow up one round balloon for each child. Rub the balloon against their hair, or on a piece of wool to build up static. Gently place balloon on wall. If conditions are right, it will stick there. Try different types of material and locations to stick the balloons. (It's fun to stick it to your back!)

### BALLOON ROCKETS

Thread a drinking straw on a string. Tie two ends of string to two points to stretch string tight. Blow up a long balloon but don't tie it off. Have a helper help you tape the balloon to the straw. Release the balloon and let the air push the balloon along the string. Set up several strings and have races!



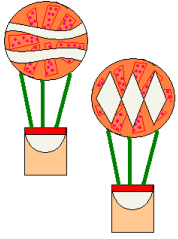
## SNACKS

### BALLOON LUNCH

Use small round cookie cutter to cut circles from lunchmeat, cheese and bread. Arrange the circles to resemble a bunch of balloons. Use licorice or spaghetti for strings. Allow children to stack their balloons into sandwiches.



### HOT AIR BALLOONS



Ingredients: tomatoes, mozzarella cheese, crackers, zucchini strips

Decorate tomatoes with wavy or diamond slices of mozzarella. Connect the “balloon” to a cracker “basket” with thin zucchini strips. Decorate basket with slice of cheese or zucchini and add stripe of tomato or squash for decoration.

## OTHER FUN STUFF

### CATCH THAT BALLOON

Gather children in a circle. Toss a balloon into the air and call out one child's name. That child must catch the balloon before it touches the ground. If he does, he calls out the next name. (Variation: Adult calls out names for all tosses.)

### KEEP IT UP!

Blow up a balloon and tie the end. Have the children stand in a circle. Toss the balloon up. As it comes down, have the child closest to it bat it up again. Let the children continue to bat the balloon without letting it touch the floor. If the group is large, try using two or three balloons.

### BALLOON BLOW UP

Stretch out one balloon by inflating it then letting it deflate.

Put approximately 1/4 cup vinegar in the bottom of a glass soft drink bottle. Put 1-2 tablespoons Baking Soda into a balloon. (You may have to use a funnel) Place the balloon over the opening of the bottle. Hold the balloon in place and lift it up so the baking soda drops into the vinegar. The reaction between the vinegar and the Baking soda will cause the balloon to inflate.

### BE A BALLOON

Pretend to be a balloon. Puff yourself up big and slowly let air out.

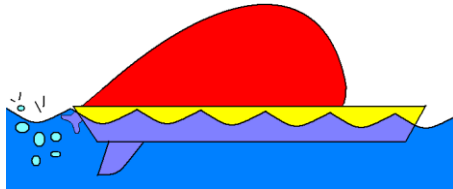
## BALLOON PUPPETS

For each child, blow up a balloon until it is about the size of a large cantaloupe. Tie several strands of curled ribbon around the knot and attach a loop of ribbon large enough to slip over the child's hand. Then let the children make faces on their balloons by sticking on gummed reinforcement circles. When they have finished, let them wear their balloon puppets on their wrists.

## BALLOON BOAT

Poke a hole in the center of a plastic foam plate. Insert the end of a balloon through the hole. Blow up the balloon and knot it. This boat is hard to tip over and sails well in a breeze.

## BALLOON BOAT 2



Cut a slit in one edge of a Styrofoam meat tray and slip a balloon through. Cut a slot and insert a triangular Styrofoam centerboard. Blow up the balloon (without removing it) and release it in a tub of water. It will become a jet-propelled craft, complete with sound effects!

## BALLOON GOLF

Materials: 1 Balloon for each player (and extras in case of breakage)  
Nine boxes with openings larger than the balloons  
Pencil and paper to keep score

Number the boxes 1 - 9. Spread them around the area, and then choose a starting point from which you will tee off for box 1.

The object of the game is to get your balloon into all nine boxes, in order, with the fewest total "strokes."

Choose order of players. Begin at tee-off spot. First player hits his balloon into air once, aiming it toward box 1. Players must wait until their balloon touches the ground before capturing it.

After all players have teed off, the first person takes another stroke in an attempt to get his balloon into box 1. Each hit counts as one stroke. When a player gets his balloon into box 1, he marks down his score and takes the balloon from the box. After all players have finished with box 1, they hit toward box 2.

Penalty strokes can be given if balloon gets stuck in bush or tree. If balloon pops, now extra strikes are given.

Optional way... While balloon is still in air, a player can blow the balloon to move or direct it but can't make contact with it.

## **BALLOON IN A BOTTLE**

This is a good science trick to demonstrate for the children.

Put 1/2 to 1 inch of hot water in the bottom of a glass soft drink bottle. Place a balloon over the opening of the bottle so that the balloon hangs down into the bottle. Then put the bottle into a bowl of cold water and let your children watch the balloon inflate inside the bottle

## **BALLOON BLOW-UP**

Partially blow up a balloon. Draw a small face on the balloon with a permanent marker, and then deflate the balloon. Let children watch as you blow up the balloon and make the face grow larger and larger.

## **SINGING BALLOONS**

Blow up a balloon and demonstrate how it "sings" by stretching the opening as you let out the air. Ask the children to tell you whether the air is coming out quickly or slowly. Experiment with different rates of escaping air. Let the children feel the air escaping by placing their hands over the balloon opening.

## **SQUISHY BALLOON**

Balloons - one per child

½ cup Flour per balloon

Funnel

Attach one balloon to the funnel. (Stretch out the opening in balloon onto the bottom of the funnel.)

Pour about 1/2 a cup of flour into funnel.

Start kneading the balloon. Some flour will fall in. This is the hard part. Keep kneading the top of the balloon -- the skinny part. When the balloon seems full of flour, knead the skinny part and push flour into balloon. When the balloon is full, pull off the funnel and tie it. This makes a wonderful squishy balloon.

## **BAT THE BALLOON**

Suspend balloons from the ceiling slightly higher than child can reach. Have the jump to bat the balloons.

## **MAGIC BALLOONS**

Blow up several balloons. Let the children rub the balloons on their clothes or their hair and place them on a wall.

## SONGS

### **BALLOONS** (to tune of "Row, Row, Row Your Boat")

Red, green, yellow, blue,  
Floating in the air.  
Balloons so light and graceful,  
Playing here and there.

Big, small, round, and fat,  
Every shape and size,  
Balloons are such exciting toys,  
And such a great surprise.

### **MY BLUE BALLOON IS GONE** (to tune of "Where Has my Little Dog Gone")

Where, oh, where has my blue balloon gone?  
Oh where, oh where can it be?  
Daddy brought it for me just five minutes ago,  
Oh where, oh where can it be?

I was so glad when Dad gave it to me.  
I've always wanted one blue,  
I grabbed the string but it slipped right through,  
Oh what, oh what did I do?

I watched it as it rose into the sky  
I watched it fly out of sight.  
It's gone, I'm sad, but now I've learned,  
And next time I'll hold on tight.

### **BOUNCE THE BALLOONS** (to tune of "The Mulberry Bush")

This is the way we  
Bounce the balloons,  
Bounce the balloons,  
Bounce the balloons.  
This is the way we  
Bounce the balloons,  
Gently in the air.

## FINGERPLAYS

### BALLOONS

This is the way we blow up our balloon (cup hands near mouth)  
Blow! Blow! Blow! (move hands apart, showing a growing balloon, while blowing)  
This is the way we pop our balloon.  
Oh, oh, no! (move hands in and clap hard on "no")

### MY BIG BALLOON

Here I have a big balloon (clasp hands)  
Watch me while I blow. (blow into hands)  
Small at first, then bigger (form circle with fingers)  
Watch it grow and grow (form larger circles with hands.)

Do you think it's big enough? (continue forming circles with hands)  
Maybe I should stop. (nod head)  
For if I blow much longer, (tilt head to one side)  
My balloon will surely pop! (clap)

### LITTLE BALLOON

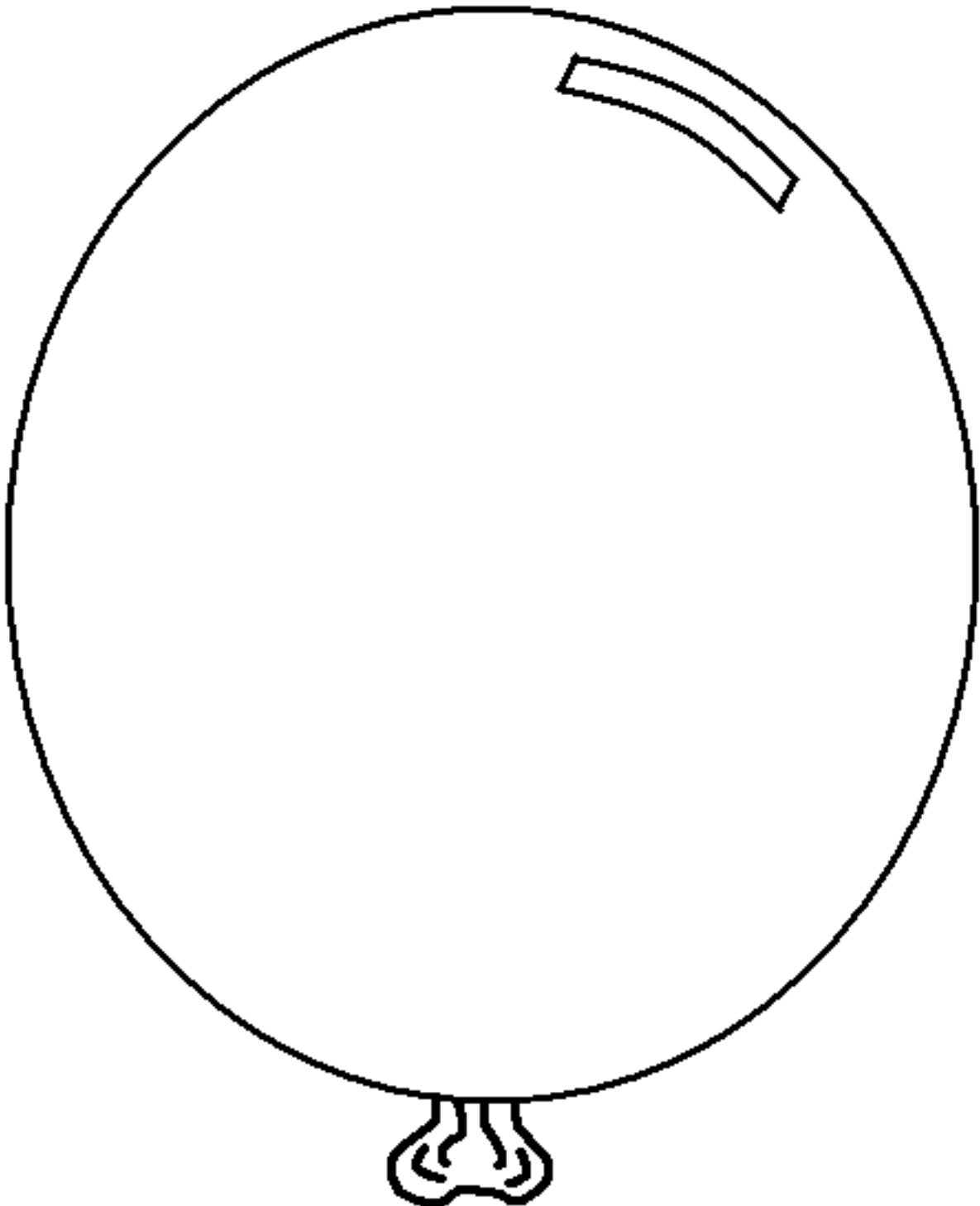
I had a little balloon (make circle with hands)  
That I hugged tight to me (hug self)  
There was a great big BANG! (clap hands)  
No more balloon, you see.  
But if I had this many more (hold up 5 fingers)  
I wouldn't hug them tight! (shake head)  
I'd just hold onto the strings (hold strings)  
And fly them like a kite (raise arms high)

### BOBBY'S BALLOON

Bobby had a big balloon  
Much bigger than his head (blow up cheeks)  
It wasn't green, it wasn't blue,  
His big balloon was red (hold hands out to both sides of mouth and move out slowly)  
He tied it with a piece of string  
And held it way up high (Hold hands up with closed fists)  
But when he opened up his hand,  
It floated to the sky (open hands and look up)  
He watched it slowly disappear,  
Completely out of sight (point far away)  
Will someone find that big balloon? (point finger on chin)  
I kinda' think they might (nod)

## BALLOON DECORATION

Copy one balloon picture for each child. Have them decorate it with glitter, collage material, paint, or any other creative medium. Tie a string to the bottom and hang the balloons around the room.



## BALLOON BOOKS

CALL NUMBER	AUTHOR	TITLE
E BENTLY	Bently	Great Balloon Hullabaloo
E BONSTALL	Bonsall	Mine's The Best
E BUNTING	Bunting	Frog And Friends
E BUNTING	Bunting	My Red Balloon
E CALHOUN	Calhoun	Hot-Air Henry
E CHACONAS	Chaconas	Cork & Fuzz – Wait A Minute
E COERR	Coerr	Big Balloon Race
E CRONIN	Cronin	Thump, Quack, Moo – A Whacky Adventure
E CURTIS	Curtis	Where Do Balloons Go?
E DAY	Day	Double Those Wheels
E DEBEER	de Beer	Little Polar Bear And The Big Balloon
E ELLIOTT	Elliott	Thanksgiving Day Thanks
E GILMAN	Gilman	Balloon Tree
E GORBACHEV	Gorbachev	Molly Who Flew Away
E GRAVES	Graves	Ben And The Big Balloon
E GRAVETT	Gravett	Bear & Hare – Share!
E HASSETT	Hassett	Come Back, Ben
E HAYES	Hayes	Grumpalump
E KINERT	Kinert	Clorinda Takes Flight
E KRENSKY	Krensky	Eeyore Has A Birthday
E KRENSKY	Krensky	Winnie-The-Pooh And Some Bees
E LANDSTROM	Landstrom	Pom And Pim
E LEHRHAUPT	Lehrhaupt	Chicken In Space
E LEHMAN	Lehman	Red Book
E LENSSEN	Lenssen	Rainbow Balloon
E LILLEGARD	Lillegard	Balloons, Balloons, Balloons
E LINIERS	Liniers	Big Wet Balloon
E MAHY	Mahy	Beaten By A Balloon
E MATTHAIS	Matthias	Too Many Balloons
E MCCANN	McCann	Balloon On The Moon
E MCGRORY	McGrory	Mouton's Impossible Dream
E MCPHAIL	McPhail	Henry Bear's Park
E MILGRIM	Milgrim	See Pip Point
E NA	Na	Bird, Balloon Bear
E NOLEN	Nolen	Harvey Potter's Balloon Farm
E PAUL	Paul	Fiesta Fiasco
E PETERS	Peters	Raggedy Ann And The Birthday Surprise
E PETT	Pett	Lizard From The Park
E POLACCO	Polacco	Bun Bun Button
E PRICEMAN	Priceman	Hot Air: The (Mostly) True Story Of The First Hot-Air Balloon Ride



E RAWLINSON	Rawlinson	Surprise For Rosie
E REY	Rey	Curious George And The Hot Air Balloon
E RYLANT	Rylant	Case Of The Troublesome Turtle
E SAKAI	Sakai	Emily's Balloon
E SCHMID	Schmid	Perfectly Percy
E SCOTTEN	Scotten	Splat The Cat – Up In The Air At The Fair
E STEAD	Stead	Sebastian And The Balloon
E UNDERWOOD	Underwood	Balloon For Isabel
E WARD	Ward	Please Bring Balloons
E WEITZMAN	Weitzman	You Can't Take A Balloon Into The Metropolitan Museum
E WEITZMAN	Weitzman	You Can't Take A Balloon Into The National Gallery
E WEITZMAN	Weitzman	You Can't Take A Balloon Into The Museum Of Fine Arts
J 507.8 GAR	Gardner	Experiments With Balloons
J 707.5 JOH	Johnson	Fire And Silk
J 745.5 HSU	Hsu-Flander	Balloon Animals
J 745.59 LEV	Levine	Ultimate Balloon Book
J 745.59 TRU	Trusty	Kids' Guide To Balloon Twisting
J 745.594 HSU	Hsu-Flander	More Balloon Animals
J 745.594 FIF	Fife	Balloon Sculpting
J 790.1 ROB	Robins	Kids Can Do It Book
J 797.5 BEL	Bellville	Flying In A Hot Air Balloon

## **SOUND RECORDING**

J 782.42 JEN      Multi-cultural Children's Songs (Ballooning Song)

## **DVDS**

J 629.13322 BAL      Way Things Work – Ballooning  
J 791.43 ADV      Adventures Of Oswald The Lucky Rabbit (Alice's Balloon Race)  
J 791.43 BAL      Balloon Farm  
J 791.43 KAT      Kate & Mim-Mim – Balloon Buddies  
J 791.43 CAT      Catnapped  
J 791.43 GIG      Giggle, Giggle, Quack (Wings)  
J 791.43 HEL      Hello Kitty Stump Village – Trip To The Sky  
J 791.43 LET      Let's Go (Hot-Air Henry)  
J 791.43 PEP      Peppa Pig – The Balloon Ride  
J 791.43 POC      Pocoyo's Circus (Pocoyo's Balloon)  
J 791.43 PRI      Prince, The Princess, And The Bee

This list was updated on 8-8-17