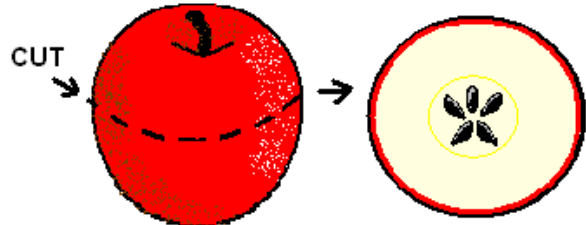


# APPLES

## ART

### APPLE STARS

Cut an apple in half across thickest part. The seedpods and the seeds will form a star! Dip the cut apple in paint and make prints. Here's a story to go along with the activity...



Johnny was a little boy, who lived on a big farm. There were lots of animals on his farm but there were no other children around. One day Johnny went to his mother and said he was bored and wanted something to do. His mother asked him to go out and see if he could find, "A red house with NO doors, NO windows, but a star inside". Little Johnny was a bit puzzled. But he headed out the door and started to look.

First he saw his cat and said, "Cat, do you know where there is a red house with NO doors, NO windows but a star inside?" "MEOW-MEOW- no I don't" answered the cat. Little Johnny walked up the road a little further and came across the chickens. "Hen," he asked, "do you know where there is a red house with NO doors, NO windows but a star inside?" The hen answered, "Cluck-cluck no, I don't know". So, Johnny kept walking and hunting, until he encountered the sheep in the pasture. "Sheep, do you know where there is a red house with NO doors, NO windows but a star inside?" And the sheep replied "Baa-baa no, I don't" Little Johnny was getting discouraged. But, he kept looking. He saw his horse, up on top of a hill, eating from the apple tree and he went up to him. "Horse, do you know where I can find a red house with NO doors, NO windows but a star inside?" "Neigh-neigh no, I don't" answered the horse, and just then, an apple fell from the tree and hit Johnny right on the head!!

Little Johnny picked up the apple and started walking home. He was sad that he couldn't find the red house. He walked into the house and said, "Mom, I'm sorry, I looked everywhere but, I can't..." "His Mother cut him off, before he could finish "Johnny, you FOUND it!!!" Johnny looked even more confused and said "WHAT?" His mother said, "You found the red house, with NO doors, NO windows but a star inside" She took the apple and cut it in half and showed him the star!

### APPLE TREES

Have children draw simple trees on paper. Use a paper punch to punch out "apples" for children to glue on their trees. Encourage them to glue some on the ground and pretend that they have fallen off the tree. Use red, green, and yellow construction paper to show children the different types of apples.

## **BLOW PAINT APPLE TREE**

Make a blob of black or brown paint on white construction paper. Blow through a straw to make the paint spread out to form branches of a tree. When paint is dry, use small pieces of red tissue paper to make apples on the tree.

## **APPLE FRAME**

Materials: photograph of each child

- 10" x 8" thin cardboard for apple shape for each child
- 5" x 3" sheet of green construction paper for each child
- 10" x 8" sheet of red construction paper for each child
- 1 sheet red tissue paper for each child
- glue
- scissors

1. Cut an apple shape for each child from the cardboard.
2. Cut out second apple shape the same size and shape as the cardboard apple from red paper.
3. Cut a hole in the center of the construction paper apple large enough for the picture to show through.
4. Mount the pictures on the cardboard apples so that each picture shows through when you place the construction paper apple on top.
5. Cut a leaf out of green paper to decorate frame.
6. Tear off small pieces of red tissue paper.
7. Glue the pieces onto the apple frame so they slightly overlap each other.

## **APPLE PERSON**

Cut a red 9" x 12" construction paper in the shape of an apple. Paste four black paper strips (1" x 6") on as arms and legs. Draw faces on with crayon.

## **PAPER MACHE APPLE**

Cover an inflated balloon with layers of torn newspaper and glue or paste. Layer glue and paper until entire balloon is covered with about three layers. Allow time to dry (2-3 days.) When dry, puncture balloon and remove through a small hole in top. Make green leaves from construction paper. Make stem with pipe cleaner

## **MONOPRINT APPLES**

Finger paint with red finger paint directly on table surface. With finger, draw an apple, add a stem and leaf. Place construction paper facedown on paint and rub gently. Peel off carefully. Let dry

## APPLE PLATES

Use a small paper plate and lots of small pieces of red tissue paper. Glue the pieces to the plate, completely covering it. Add stem and leaves.

## SANDPAPER APPLES

Using the rough side of a piece of sand paper, draw an apple with a black crayon. Color in the apple, bearing down on the crayons. Take white paper and flip the sandpaper onto it, apple side down. Iron with a warm iron. The apple print will transfer to the white paper

## BAG APPLE



1. Stuff a small lunch bag with newspaper.
2. Tie off the top of the bag with the rubber band making sure to leave some bag at the top for a stem.
3. The area below the rubber is the body of the apple; paint it red. Then, paint the stem brown.
4. Allow the apple to dry. Cut a leaf out of green construction paper and attach it to the apple.

## STRIP APPLES

Materials: 3 1" x 9" red construction paper with hole punched at either end and center  
4" brown pipe cleaner  
2" x 3" piece of green paper  
brad, scissors, hole punch



1. Stack the strips. Insert the brad in the middle hole of each strip. Open brad.
2. Cut out a leaf from the green paper and punch hole in one end.
3. Poke end of pipe cleaner through hole in leaf. Fold stem in half.
4. Lift end of one paper strip and curve up and under leaf. Insert both ends of the pipe cleaner into the hole. Repeat with other ends.
5. Adjust the height of the pipe cleaner as desired and open the ends to secure.



## SONGS

### **APPLES FOR YOU AND ME** (to tune of "London Bridge is Falling Down")

See the apples on the tree, on the tree, on the tree  
There's one for you and one for me,  
They're so yummy!

### **APPLE DANCE** (To tune of "Here We go 'Round the Mulberry Bush")

This is the way the apples hang,  
The apples hang, the apples hang.  
This is the way the apples hang  
Up high in the tree (stretch arms high over head)

This is the way the apples drop,  
The apples drop, the apples drop.  
This is the way the apples drop,  
Down to the ground (jump down and hit floor with fists)

This is the way the apples are stirred,  
The apples are stirred, the apples are stirred.  
This is the way the apples are stirred,  
When making applesauce (stir with hands)

### **PICK SOME APPLES** (to tune of "Skip to my Lou")

Pick some apples off my tree,  
Pick some apples off my tree,  
Pick some apples off my tree,  
Pick them all four you and me.

### **SIX LITTLE APPLES** (to tune of "Six Little Ducks")

Six little apples in a tree  
Looked so very good to me.  
So I picked one for my lunch.  
I ate that apple with a crunch, crunch, crunch.  
Crunch, crunch, crunch, crunch, crunch, crunch.  
I ate that apple with a crunch, crunch, crunch.

### **PICKING APPLES** (to tune of "Frere Jacques")

Picking apples, picking apples  
One by one, one by one.  
Put them in a basket, put them in a basket  
Oh, what fun; Oh what fun!

**A-P-P-L-E** (to tune of "B-I-N-G-O")

I know a fruit that grows on trees, and apple is its name, oh!  
(chorus)

A-P-P-L-E. A-P-P-L-E. A-P-P-L-E  
And apple is its name, oh!

In summer and in early fall, it's time to pick an apple!  
(Chorus)

It may be sweet or may be tart. It's red, or green, or yellow!  
(Chorus)

A McIntosh or Granny Smith, a Winesap or Delicious!  
(Chorus)

Make applesauce or apple juice, or apple pie with apples!  
(Chorus)

**WORM WENT THROUGH THE APPLE** (to tune of "For He's a Jolly Good Fellow")

The worm went through the apple, the worm went through the apple.  
The worm went through the apple, to see what he could see.  
And all that he could see, and all that he could see  
Was the other side of the apple, the other side of the apple  
The other side of the apple, was all that he could see.

**LITTLE APPLE SEED** (to tune of "Itsy Bitsy Spider")

Once a little apple seed was planted in the ground  
Down came the rain and watered all around.  
Up came sun as bright as bright can be  
And the little apple seed became a great big apple tree.

**I'M A LITTLE APPLE** (to tune of "I'm a Little Teapot")

I'm a little apple  
Short and round  
I make a crunchy, munchy sound.  
If you bite into me  
You will see  
I'm delicious as can be.

**HAVE YOU EVER SEEN AN APPLE** (to tune of "Have You Ever Seen a Lassie")

Have you ever seen an apple, an apple, an apple  
Have you ever seen an apple that grows on a tree?  
A red one, a green one, a yellow one, a gold one,  
Have you ever seen an apple that grows on a tree?

**APPLES, APPLES** (to tune of “Twinkle, Twinkle, Little Star”)

Apples juicy, apples round,  
On the tree or on the ground.  
Apples yellow, apples red,  
Apple pie and juice and bread!  
Apples crunchy, apples sweet,  
Apples are so good to eat!

**APPLE JUST FOR ME** (to tune of “Twinkle, Twinkle, Little Star”)

Apple, apple on the tree;  
Nice and shiny, just for me.  
Little wormy on the ground  
Spied that apple big and round.  
Inch by inch he climbed that tree,  
And HE ate instead of me!

**HERE COMES JOHNNY APPLESEED** (to tune of “Peter Cottontail”)

(by Tamara Hardy)

Here comes Johnny Appleseed,  
Planting all the apple trees.  
Yippity Yahoo!  
Fall is on its way.

Helping trees grow nice and tall.  
Apples ripe in time for fall.  
Yippity yahoo!  
Fall is on its way!

**GAMES**

**WHO STOLE THE APPLE?**

Played like Who Stole the Cookie from the Cookie Jar...

Chant: Who stole the apple from the apple tree?  
(name of child) stole the apple from the apple tree.  
Who me? Yes, you. Couldn't be. Then who?  
Repeat with new name...

**WORM THROUGH AN APPLE**

Have children stand close together in a line with feet about 12 inches apart. One child is the worm who wiggles through the hole made between legs.

## **APPLE RELAY**

Divide children into two lines, standing one in front of another. An apple is started down the line with each player handing it to the one behind him without turning around. As it comes on its way back, after having gone to the end of the line, each player reaches behind him to recover the apple without looking. It will make a snappier race if the apple makes a couple of trips up and down the line.

## **MORE APPLE RELAYS**

Run relay races with apples. Try running while carrying apple on a spoon, under chin, between knees, etc.

## **APPLE TOSS**

Place a bushel basket on the floor. Set down a "foul" line with tape. Set a container of red, green, and yellow beanbag "apples" near tape. Challenge kids to stand behind tape and toss apples into the basket.

## **OTHER FUN STUFF**

### **BOBBING FOR APPLES**

For messy fun...bob for apples! Use a shallow bowl or cake pan so the apples will float a little but the children will still be able to get hold of them!

### **MISSING APPLES**

Put 10 apples out and let children count. Have them close their eyes. Take away some of the apples. Help children figure out how many are missing.

### **PICKING APPLES**

Place red, yellow, and green pom-poms on a picture of a tree to represent apples. Label 3 bowls with "red," "yellow," and "green." Let the children pick the apples with a pair of tweezers and place them in corresponding bowls.

### **APPLE LACING**

Make an apple for each child out of poster board or fun foam. Punch holes all around the apple. Tie shoelace to one hole and let children lace around the apple

### **APPLE STAND**

Set up an apples stand. Include bags, apples, cash register, money and baskets. Let children buy and sell apples.

## **APPLE SHAKERS**

Glue 2 small paper plates together with apple seeds inside. Paint the plates red. Shake the plates to make great rattles!


## **OTHER IDEAS**

1. Predict how many seeds are in an apple. Cut open and count.
2. Taste test different varieties of apples. Graph your favorites.
3. Weigh apples.
4. Compare apple sizes. Arrange apples from smallest to largest.
5. Cut apples from several colors. Have children sort them.
6. Glue seeds onto pictures of apples.
7. Keep the playdough center stocked with red playdough for making apples.
8. Cut sponges into apple shapes. Stock the paint center with red, yellow, and green paint.



## APPLE COUNTING

Copy tree pattern 5 times. Write numbers 1-5 in knothole of tree. Copy apples on red paper and cut out. Have children match number of apples to number on tree.



## SNACKS

### APPLESAUCE

Core and cut 3 large apples and place in blender.  
Add 1/2 cup of apple juice (or 3/4 cups if necessary)  
Add 1/2 to 1 tsp. cinnamon  
blend on high until smooth

### APPLE CUPCAKES

Decorate cupcakes with red frosting. Add pretzel stick for stem and squashed green gumdrop for leaf.



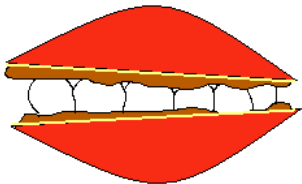
### WORMY APPLES

Cut an apple into 6 slices. Spread with peanut butter. Add a few gummy worms.

### APPLE GOODIES

Core and quarter apples. Spread each slice with peanut butter. Roll in sunflower seeds or nuts.

### APPLE TEETH



Core and cut apple into 8 slices  
Spread peanut butter on top of each slice of apple  
Place marshmallow "teeth" on top of 4 of the slices, peanut butter side up. Top with other apple slices, peanut butter side down.

### APPLE CIDER

6 C. apple juice or cider	3 Tbs. lemon juice
1 cinnamon stick	1 tsp. grated lemon peel
1/4 tsp. nutmeg	18 oz. unsweetened pineapple juice
1/2 C. honey	

Heat cider 15 minutes. Stir in all ingredients. Simmer 1/2 hour. Serve warm or over ice.

### APPLE SLAW

1 apple grated, 1 small head of cabbage, 1/4 cup mayonnaise, 1/4 cup milk, 1 tsp lemon juice. Put apple and cabbage in large bowl. Mix mayonnaise, milk and lemon juice together, add to cabbage and toss until combined.

## FINGERPLAYS

### EAT AN APPLE

Eat an apple; (Bring right hand to mouth)  
Save the Core (Close right hand in fist)  
Plant the seed (Bend down touch hand to ground)  
And grow some more!! (Extend both arms)

### TEN RED APPLES

Ten red apples growing on a tree (hold hands up with fingers extended)  
Five for you and five for me (wave one hand, then other)  
Help me shake the tree just so, (shake body)  
And ten red apples fall down below. (lower hands with fingers extended.)  
1, 2, 3, 4, 5, 6, 7, 8, 9, 10. (count fingers)

### TWO GREEN APPLES

Way up high  
In a tree (raise arms high)  
Two green apples (form circles with thumbs and index fingers)  
Smiled at me (smile)

I shook that tree  
As hard as I could, (pretend to shake tree)  
And down fell the apples  
Mmmmm, were they good! (rub tummy)

### LOOK AT THE APPLE

Look at the apple I have found,  
So round and rosy on the ground. (clasp hands to form round apple)  
Mother will wash it and cut it in two,  
Half for me and half for you. (hold out one palm, then the other)

### APPLE TREE

Here is a tree with leaves so green (raise arms high)  
Here are the apples that hang in between, (form circles with hands)  
When the wind blows (sway and wave arms)  
The apples will fall (bring arms down and crouch)  
Here is the basket to gather them all (form basket with arms)

## **5 RIPE APPLES**

Five ripe apples up in a tree (hold up 5 fingers, make "tree" with body and arms)  
One looked down and smiled at me (look down and smile)  
I twisted that apple as hard as I could (stretch up and pull off apple)  
Yum! Yum! It was very good! ("bite" apple and rub tummy)

Repeat for 4-1

1 last apple up in a tree,  
It looked down and frowned at me (look down and frown)  
I twisted that apple as hard as I could, (Stretch up and pull off apple)  
Eeww! It was rotten! (grimace at apple in hand)

## **HOW MANY APPLES?**

(use with flannel board – 2 red apples and 1 green apple)

How many apples do you see?  
Can you count them? 1, 2, 3.  
How many green ones?  
How many red?  
Now eat an apple  
And go to bed!

## **FIVE RED APPLES**


(can be sung to tune of "5 Little Ducks")

5 red apples hanging in a tree (Hold up 5 fingers)  
The juiciest apples you'll ever see.  
The wind came blowing into town (cup hands around mouth)  
And one little apple came tumbling down (1 finger falls)  
4 red apples, hanging in a tree, etc

## **CLIMBING THE APPLE TREE**

Climbing up the apple tree, (climb in place)  
Swinging on a limb! (Raise arms above head, sway left and right)  
If I hear a robin, I may sing along with him (cup hand near ear)  
And Robin, if you fly away, (Put hands over eyes)  
Here's is what I'll do: (Point)  
I'll wish a pair of sparrow wings (gently flap arms at side and move around)  
And fly away with you!

## APPLE VISOR

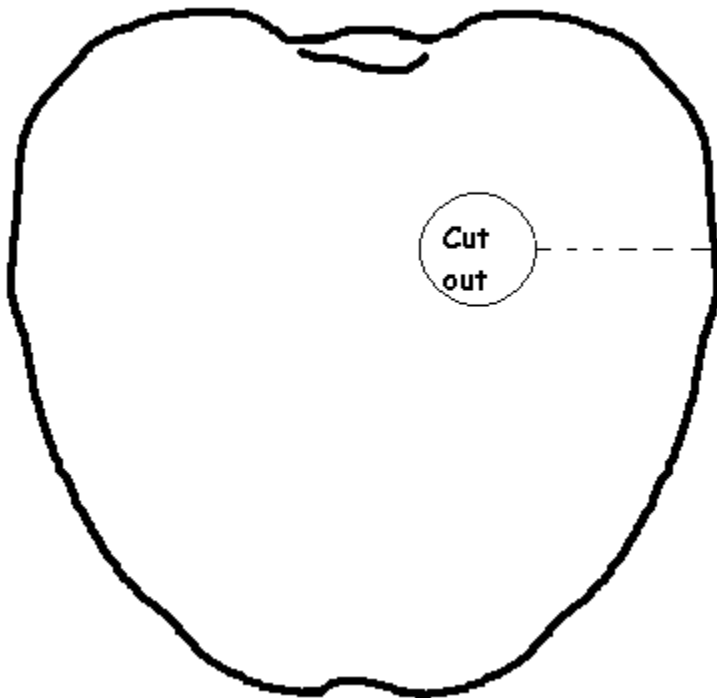


Print pattern pieces and cut out. Trace around pieces onto fun foam. Cut foam pieces out. For this project, visor is worn upside down and on top of your head. Glue stem to visor and leaf to stem as shown in photo above. Glue oval to visor and worm to oval and visor. If using tacky glue, hold foam in place with clothespins until dry.

Use a permanent marker or paint pen to draw an eye and add section lines to the worm.

## APPLE HOUSES

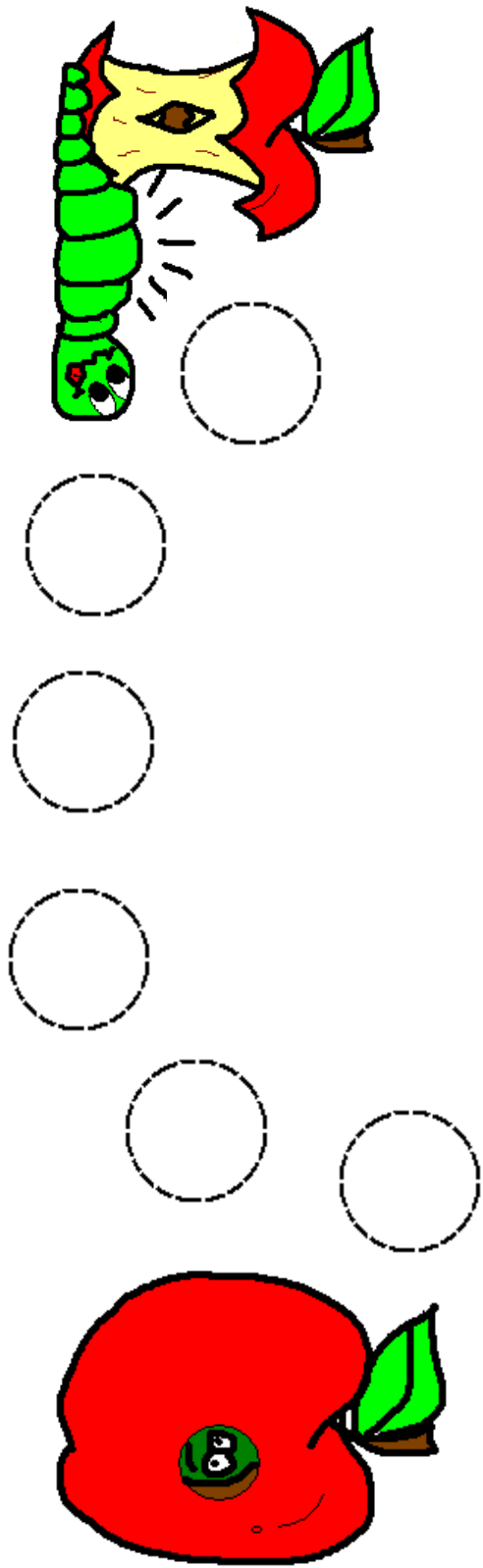
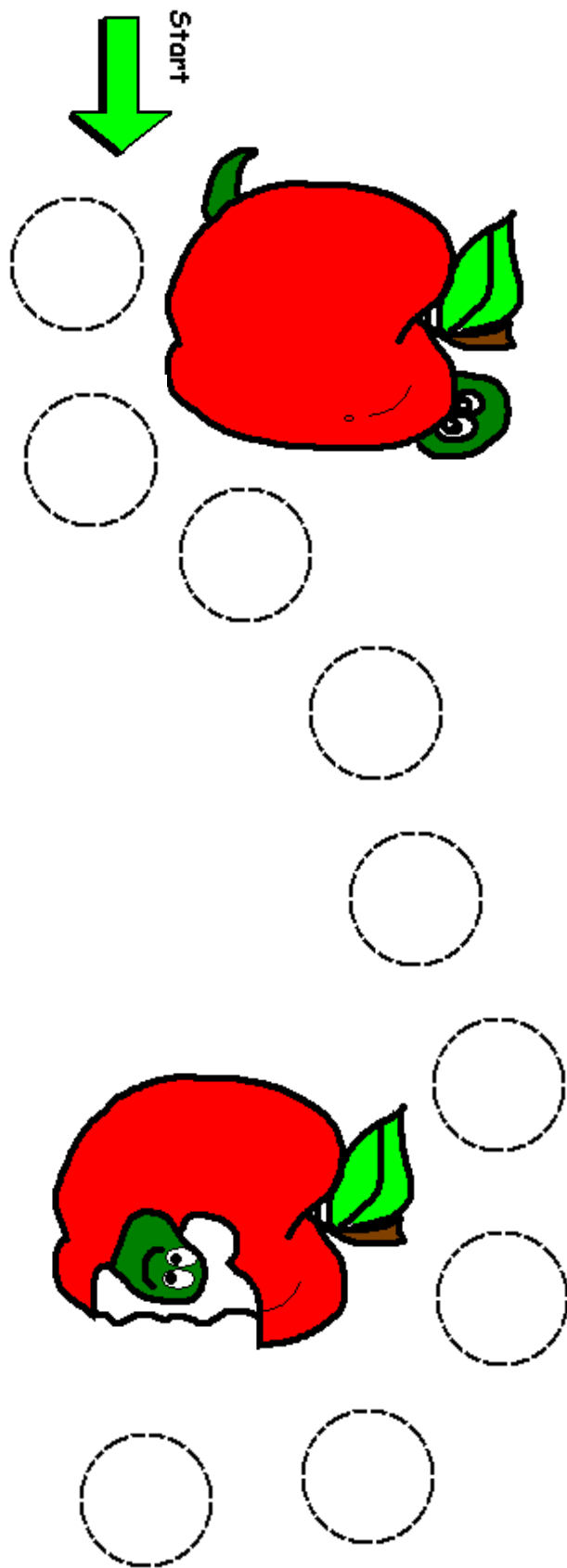
Have children design houses for a worm. Use paper scraps or draw and color. Cut a small hole in the apple house. When finished, draw a smiley face on the child's finger for a worm puppet. Have child stick finger through cut-out in apple house!





























## HAPPY APPLE GAME

Copy game board and cards. Cut cards apart. Lay game cards face down on beginning apple. Children take turns drawing cards. If they draw a card with 1 apple, they move 1 space. If they draw a card with 2 apples, they move 2 spaces. If they draw a card with a worm, they move back 1 space. First person to the finish line wins. Use colored Bingo markers for game pieces.


# Happy Apple Game

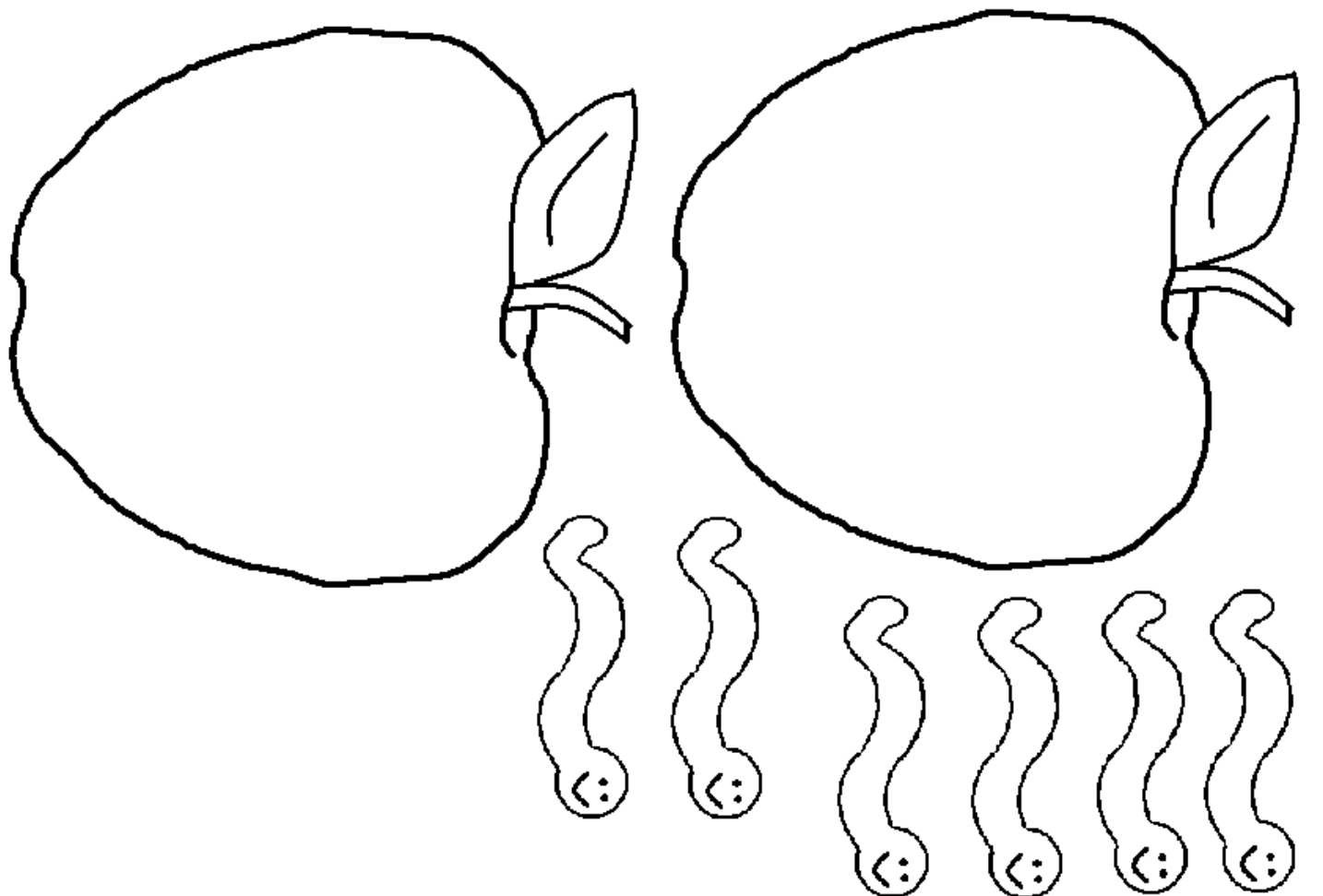




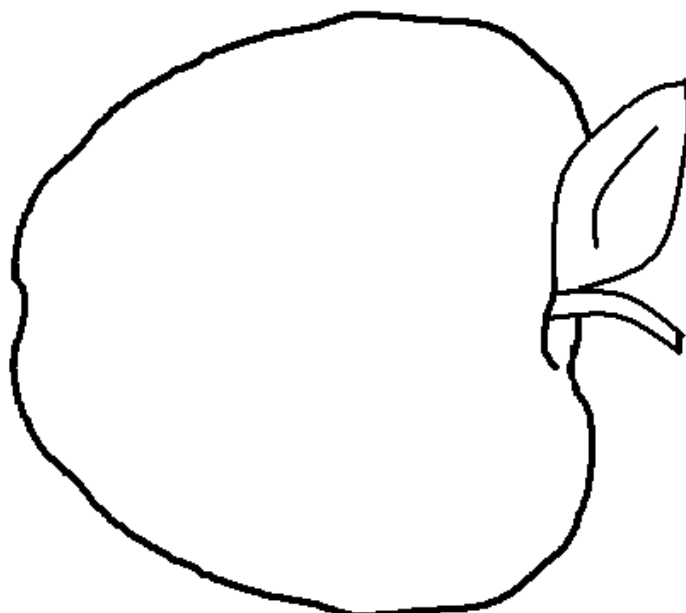
DOT-TO-DOT APPLES





### APPLE MATCHING

Cut three apple shapes from card stock.  
Cut 1 hole in the 1<sup>st</sup> apple, 2 in the 2<sup>nd</sup>  
and 3 in the 3<sup>rd</sup>.  
Cut out 6 worms.  
Encourage children to match worms  
to the apples



## APPLE BOOKS

641.64 HIL	Hill	Apple Cookbook
J 292 MAR	Martin	Race Of The Golden Apples
J 398.2 SAN	Sanfield	Strudel, Strudel, Strudel
J 513.2 PAL	Pallotta	Apple Fractions
J 571.82 SAU	Saunders-Smith	From Bud To Blossom
J 582 MAE	Maestro	How Do Apples Grow?
J 583 HAL	Hall	Apple Pie Tree
J 583.7 GAN	Ganeri	From Seed To Apple
J 583.7 MAT (Spanish)	Mattern	How Apple Trees Grow = Como Crecan Los Manzanas
J 634 DAV	Davies	My Apple
J 634 FOW	Fowler	Apples Of Your Eye
J 634 MIC	Micucci	Life And Times Of The Apple
J 634 PAT	Patent	Apple A Day
J 634.1 JOH	Johnson	Apple Trees
J 634 TUR	Turner	Apple Valley Year
J 634.1 SAU	Saunders-Smith	From Blossom To Fruit
J 634.1 SAU	Saunders-Smith	Picking Apples
J 634.11 FAR	Farmer	Apples
J 634.11 FLA	Flanagan	Zieglers And Their Apple Orchard
J 634.11 GIB	Gibbons	Apples
J 634.11 HAR	Harris	Apple Harvest
J 634.11 HUB	Hubbell	Apples Here!
J 634.11 LAN	Landau	Apples
J 634.11 MAR	Marzollo	I Am An Apple
J 634.11 MUR	Murray	Apples
J 634.11 PET	Peters	It's An Apple Tree
J 634.11 ROB	Robbins	Apples
J 634.11 SAU	Saunders-Smith	Apple Trees
J 634.11 SNY	Snyder	Apples
J 634.11 SMU	Smucker	Golden Delicious – a Cinderella Apple Story
J 641.6 GIL	Gillis	Apple a Day
J 641.6 SAU	Saunders-Smith	Eating Apples
J 641.64 MAY	Mayo	Applesauce
J 811 POW	Powell	Amazing Apples
J 92 APPLESEED	Kellogg	Johnny Appleseed
J 92 APPLESEED	Moses	Johnny Appleseed
J 92 APPLESEED	Yolen	Johnny Appleseed
J 92 APPLESEED	Codell	Seed By Seed
E APPLE	Spirin	A Apple Pie
E ARNOLD	Arnold	That Apple Is Mine
E BERRY	Berry	Ducking For Apples
E BOLDT	Boldt	Odd Dog

E BUNTING	Bunting	One Green Apple
E BUTLER	Butler	Mouse And The Apple
E CHURCH	Church	Little Apple Goat
E EGAN	Egan	Trial Of Cardigan Jones
E FROST	Frost	Cow In Apple Time
E GIBBONS	Gibbons	Seasons of Arnold's Apple Tree
E GORBACHEV	Gorbachev	Where Is The Apple Pie?
E HOLUB	Holub	Apple Countdown
E HOPKINSON	Hopkinson	Apples To Oregon
E HUTCHINS	Hutchins	Ten Red Apples
E INKPEN	Inkpen	Picnic
E KLEVEN	Kleven	Apple Doll
E LIONNI	Lionni	Frederick's Fables - In The Rabbitgarden
E MARTIN	Martin	All For Pie, Pie For All
E MCCLURE	McCluire	Apple
E MCDONALD	McDonald	Fishing Surprise
E MCMULLAN	McMullan	Fluffy Goes Apple Picking
E MCNAMARA	McNamara	Apples A To Z
E MILLER	Miller	Ten Red Apples
E MUIR	Muir	Gibbus Moony Wants To Bite You
E MUNSCH	Munsch	Andrew's Loose Tooth
E MURRAY	Murray	Apple Pie ABC
E NASLUND	Naslund	Our Apple Tree
E NIGHTINGALE	Nightingale	Cider Apples
E OCONNOR	O'Connor	Fancy Nancy – Apples Galore
E ORBACH	Orbach	Apple Pigs
E PARISH	Parish	Amelia Bedelia's First Apple Pie
E PARISH	Parish	Granny And the Desperadoes
E PASCHKIS	Paschkis	Apple Cake – A Recipe For Love
E PRICEMAN	Priceman	How To Make An Apple Pie & See The World
E PURMELL	Purmell	Apple Cider Making Days
E RAY	Ray	Apple-Pip Princess
E ROCKWELL	Rockwell	Apples And Pumpkins
E SAEZ	Saez Castan	Three Hedgehogs
E SCHERTLE	Schertle	Down The Road
E SEUSS	Seuss	Ten Apples Up on Top
E SHAPLEYBOX	Shapley-Box	Apples For Fred
E SILVERSTEIN	Silverstein	Giving Tree
E SIMON	Simon	Let's Pick Apples
E STOEKE	Stoeke	Letting Go
E TANKARD	Tankard	Me Hungry!
E THOMPSON	Thompson	Apple Pie That Papa Baked
E TRYON	Tryon	Albert's Field Trip
E VANHECKE	VanHecke	Apple Pie For Dinner
E WELLINGTON	Wellington	Apple Farmer Annie
E WILDSMITH	Wildsmith	Apple Bird

E WRIGHT	Wright	Sneeze, Big Bear, Sneeze!
E YAGELSKI	Yagelski	Day the Lifting Bridge Stuck
E ZAGWYN	Zagwyn	Apple Batter
E ZIEFERT	Ziefert	Rabbit And Hare Divide An Apple

### **DVDS**

J 634.11 APP	Apple Farming For Kids
J 791.43 AME	American Legends (Johnny Appleseed)
J 791.43 GRE	Green Eggs & Ham (10 Apples Up On Top)
J 791.43 HOW	How To Make An Apple Pie And See The World
J 791.43 SCR	Scrambled States Of America & More Stories To Celebrate Our Country (Johnny Appleseed)

### **SOUND RECORDINGS**

J RABBIT	Rabbit Ears Treasury Of Tall Tales (Includes Johnny Appleseed)
----------	---

This list was updated on October 8, 2013